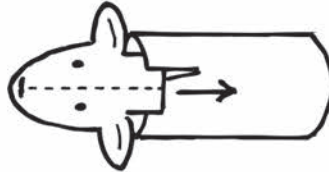



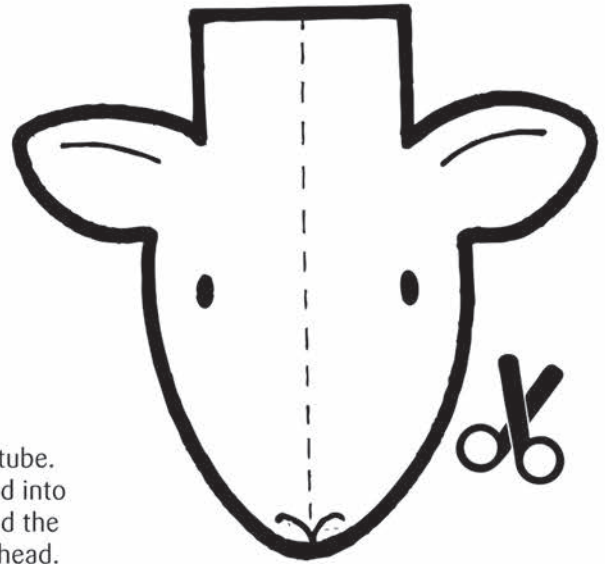
Make a sheep




2 Fold along the dotted lines.



3 Cut a 2 cm slit in a cardboard tube. Slot the tab of the sheep's head into this slit. Secure with tape. Bend the face downwards to shape the head.



4 Cover the tube with paste. Wrap in cotton wool.



5 Cut a piece of brown or black card to make four legs.



6 Pull out a little cotton wool to form a tail.



Sheep template

Use this for any of the activities in this session when a visual aid would be helpful.

